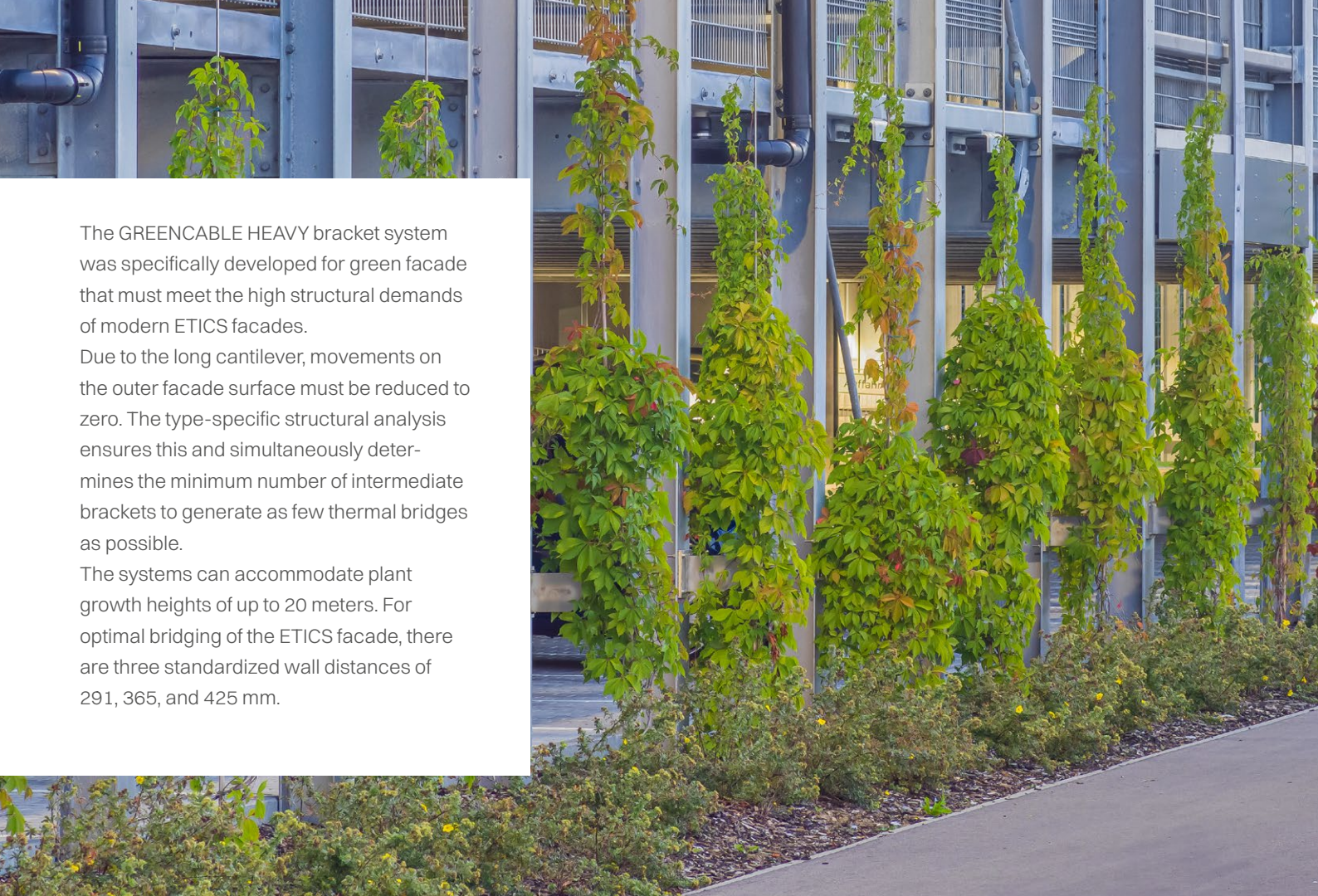


FACADE GREENING SYSTEM
GREENCABLE® HEAVY



The GRENCABLE HEAVY bracket system was specifically developed for green facade that must meet the high structural demands of modern ETICS facades.

Due to the long cantilever, movements on the outer facade surface must be reduced to zero. The type-specific structural analysis ensures this and simultaneously determines the minimum number of intermediate brackets to generate as few thermal bridges as possible.

The systems can accommodate plant growth heights of up to 20 meters. For optimal bridging of the ETICS facade, there are three standardized wall distances of 291, 365, and 425 mm.



GRENCABLE® HEAVY SYSTEM

THE SYSTEM CONSISTS OF

2x stainless steel end brackets (optional with intermediate brackets),

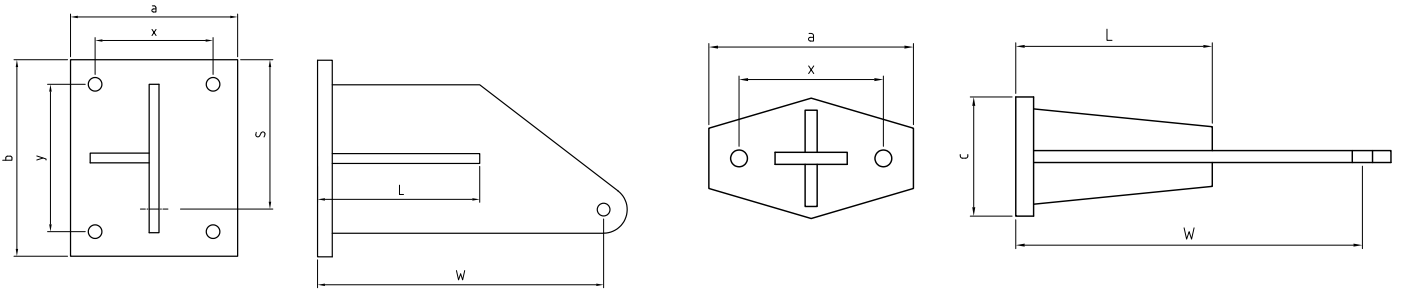
2x thermal plates (5mm),

1x 8mm diameter cable with tensioning system (optional with climbing rungs),

8x fasteners for steel and reinforced concrete, including approvals and system structural analysis for steel and reinforced concrete.

Depending on the plant requirements, the vertical systems can be connected at a maximum distance of 70 cm from each other, also using horizontal bars and cross clamps. This allows not only climbing plants but also so-called tendrill climbers to be attached to facades. Based on the desired growth height, wind zone, or plant load class, the systems can be expanded with intermediate brackets. Using the plant list in conjunction with the wind zones, the necessary materials can be accurately determined from the structural matrix and inserted into the plan with just a few clicks.

Specification texts and CAD datasets are available for download, and video-supported installation instructions complete the service.



Cantilever bracket

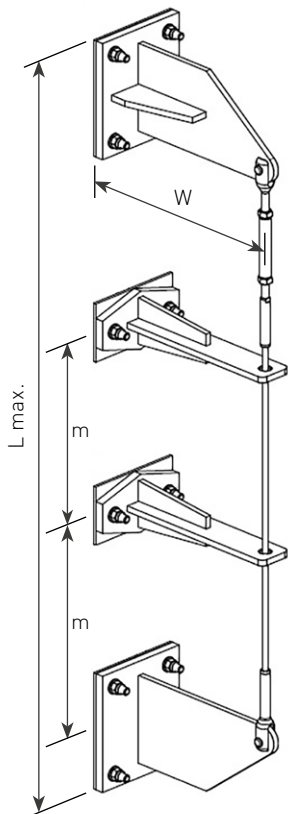
Item number	W	L	a	b	x	y	S
G02-02-291	291	165	170	200	120	150	152
G02-02-365	365	205	170	200	120	150	152
G02-02-425	425	255	170	200	120	150	152

Intermediate brackets

Item number	W	L	a	c	x
G02-03-291	291	165	170	100	120
G02-03-365	365	185	170	100	120
G02-03-425	425	255	170	100	120

Material AISI 304

Statics matrix



W=291 (mm)										
Basic wind speeds [m/s]	22,5	22,5	22,5	25,0	25,0	25,0	25,0	27,5	27,5	
Plant load class	2	3	5	2	3	3	5	2	3	
Number of intermediate	-	-	2	-	-	2	3	-	-	
Distance (m)	-	-	5	-	-	6,6	5	-	-	
L max. (m)	14	13	15	12	11	20	20	10	9	

W=365 (mm)							
Basic wind speeds [m/s]	22,5	25,0	25,0	25,0	27,5	30,0	
Plant load class	3	3	3	5	3	3	
Number of intermediate	3	4	-	6	6	7	
Distance (m)	5	4	-	2,5	2,8	2,5	
L max. (m)	20	20	6	18	20	20	

W=425 (mm)					
Basic wind speeds [m/s]	22,5	25,0	25,0	27,5	30,0
Plant load class	3	3	5	3	3
Number of intermediate	3	5	8	7	8
Distance (m)	5	3,3	2	2,5	2,2
L max. (m)	20	20	18	20	20

Wall distance W plus 5 mm Thermostop



For thermal insulation system



On steel substructure



Further variations

We are pleased to tailor our system to meet specific customer requirements. Adjustments to planning or custom solutions, including structural analysis, are no problem for us.

Should you require any additional information or have further questions, please do not hesitate to contact our team. Our certified colleagues are available to assist you.

Carl Stahl
ARCHITEKTUR



+49 (0) 7162 948 150 155

seilsysteme@carlstahl-arc.com

greencable.eu

carlstahl-architektur.com